

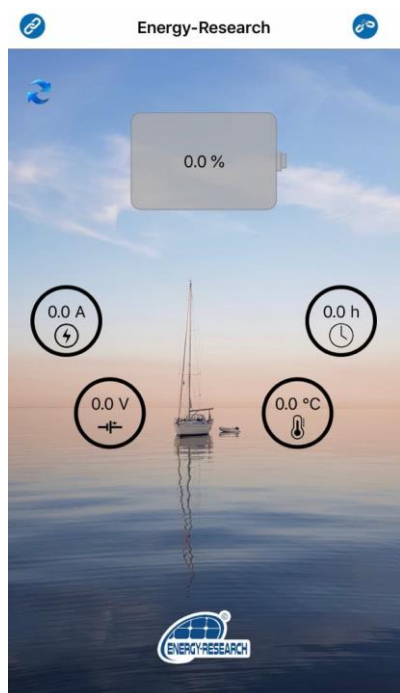
APP Guide


1. App installation


You can find the app in the App Store (IOS) or Play Store (Android), search for 'Energy-Research' and download the app.

2. Open the app

*Give the app permission for location/GPS to let the app work.

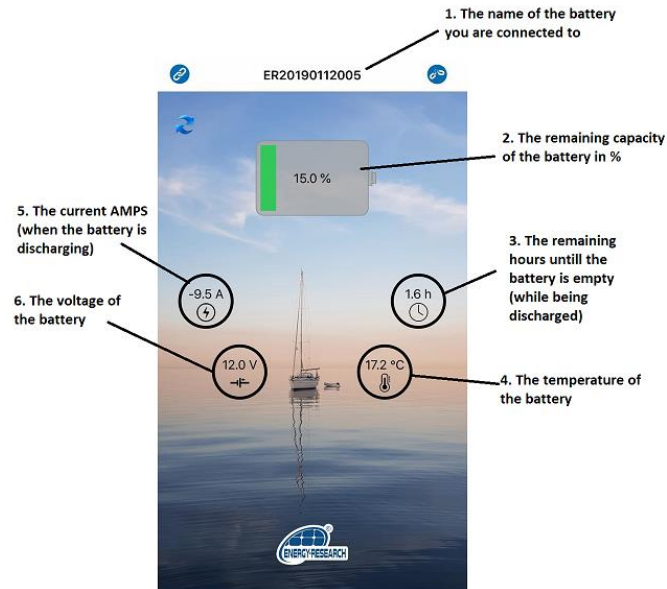


1. Click on the  icon to connect to a battery.
2. Select the battery you want to monitor. The serial number of the battery is stickered on the top of the battery.

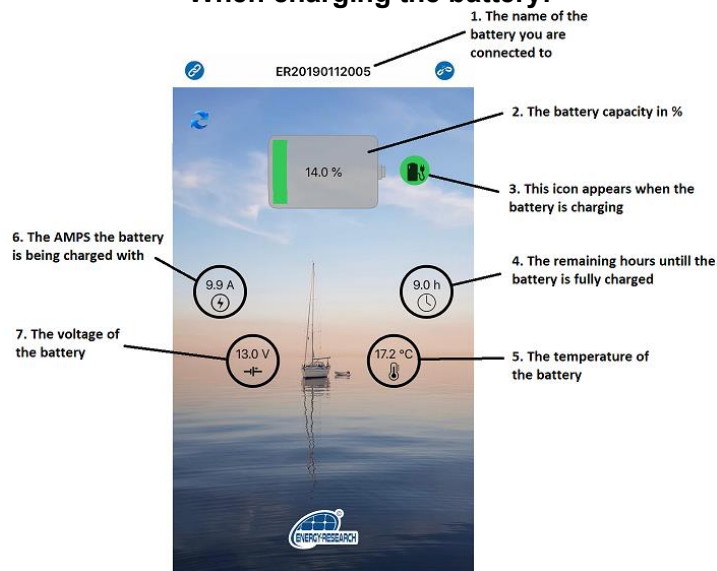


When you are connected, you can see the following things on the app:

When discharging the battery:



When charging the battery:



Energy-Research
Oude Haagseweg 47
1066BV Amsterdam
The Netherlands
www.energy-research.com